

WHAT'S IN THE BOX



Power connector x 2



12V Trigger IN/IR IN
connector x 1



Subwoofer OUT
connector x 1



Line IN/OUT
connector x 2



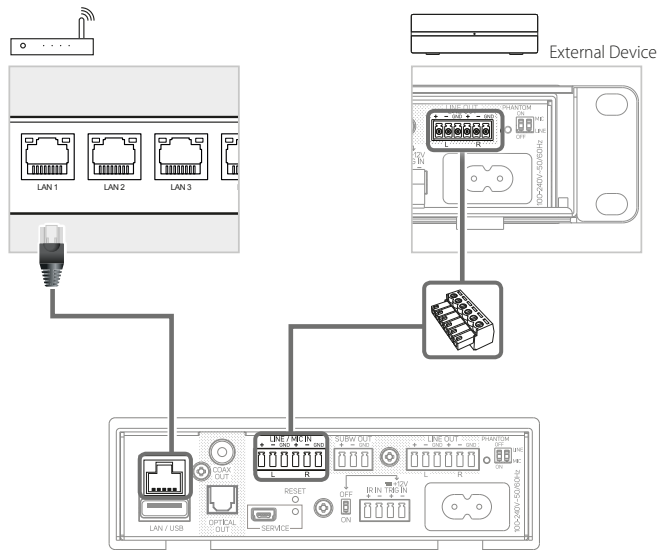
Feet x 4

IMPORTANT

- Download the latest B100S Owner's manual from the Manuals/Downloads tab of www.bluesoundprofessional.com/product/B100S
- Visit support.bluesound.com for further assistance and information about getting the most out of the B100S.

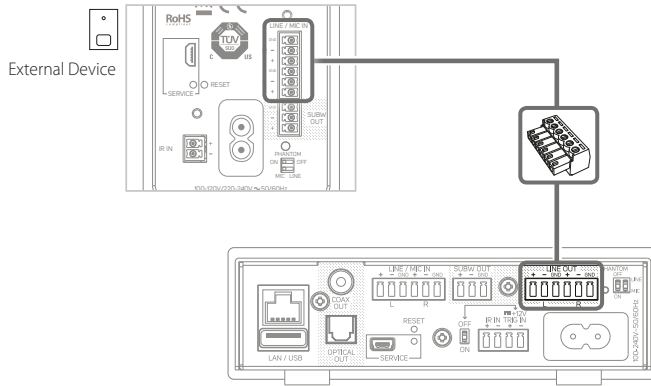
CONNECT

INPUT DEVICE AND ETHERNET CABLE

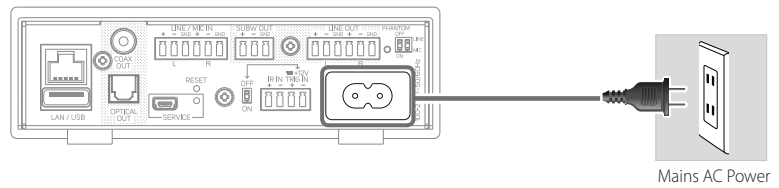


CONNECT

OUTPUT DEVICES



POWER UP!



DOWNLOAD

BluOS CONTROLLER APP

The BluOS Controller App for Apple iOS devices (iPhone, iPad, iPod), Android devices, Kindle Fire and Windows or Mac desktops are available for download from their respective App stores.



Launch the BluOS Controller App to configure your B100S as well as explore everything from your streaming music services, internet radio stations, networked music collections and favorites with quick and easy single-search discovery.